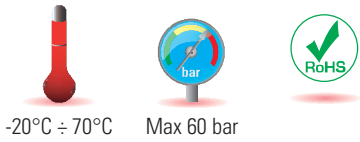
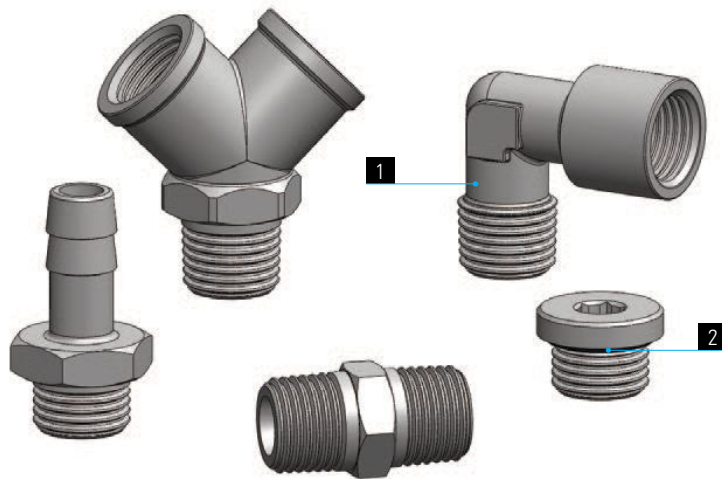


1	2
Corpo del raccordo Fitting Body Corps du raccord Verschraubungskörper	Guarnizioni Seals Joint d'étanchéité Dichtung
Ottone UNI EN 12164 CW614N - UNI EN 12165 CW617N Nichelato Brass UNI EN 12164 CW614N - UNI EN 12165 CW617N Nickel Plated Laiton UNI EN 12164 CW614N - UNI EN 12165 CW617N Nickelé Messing UNI EN 12164 CW614N - UNI EN 12165 CW617N vernickelt	NBR NBR NBR NBR



-20°C ÷ 70°C

Max 60 bar



	M5x0,8	G1/8	G1/4	G3/8	G1/2	G3/4	G1"	R1/8	R1/4	R3/8	R1/2	R3/4	R1"
	●	●	●	●	●	●	●	●	●	●	●	●	●

Campi di applicazione:
 Impianti pneumatici, idraulici ed oleodinamici.

Application fields:
 Pneumatic, hydraulic and oleodynamic circuits.

Domaines d'application:
 Circuits pneumatiques, hydrauliques et oléodynamiques.

Anwendungsbereiche:
 Hydraulische, öldynamische und pneumatische Anlagen.

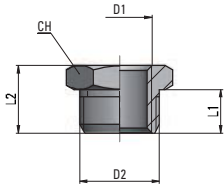
RA 15

Riduzione F-M Cilindrica

Parallel Female-Male reducing connector

Réduction Femelle-Mâle, cylindrique

Reduzierstück, Auf-Einschraub, zylindrisch



Tipo	D1	D2	L1	L2	CH	g	Δ
15 M5 18	M5x0,8	G1/8	6	10,5	14	8	
15 18 14	G1/8	G1/4	8	13	17	10	
15 18 38	G1/8	G3/8	9	14	19	19	
15 18 12	G1/8	G1/2	10	15,5	24	38	
15 14 38	G1/4	G3/8	9	14	19	13	
15 14 12	G1/4	G1/2	10	15,5	24	32	
15 38 12	G3/8	G1/2	10	15,5	24	22	

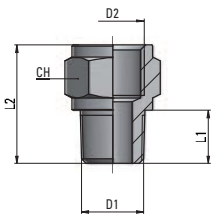
RA 16

Prolunga M-F Conica

Adaptor Male-Female, taper

Réduction Mâle-Femelle, conique

Reduziernippel, Ein-Aufschraub, kegelig



Tipo	D1	D2	L1	L2	CH	g	Δ
16 18 18	R1/8	G1/8	8	18	14	13	
16 18 14	R1/8	G1/4	8	21,5	17	18	
16 14 14	R1/4	G1/4	11	24,5	17	22	
16 14 38	R1/4	G3/8	11	25,5	22	42	
16 14 12	R1/4	G1/2	11	29	24	40	
16 38 38	R3/8	G3/8	11,5	26	22	42	
16 38 12	R3/8	G1/2	11,5	29,5	24	40	
16 12 12	R1/2	G1/2	14	32	26	57	

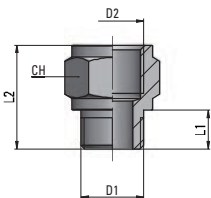
RA 17

Prolunga M-F Cilindrica

Adaptor Male-Female, parallel

Réduction Mâle-Femelle, cylindrique

Reduziernippel, Ein-Aufschraub, zylindrisch



Tipo	D1	D2	L1	L2	CH	g	Δ
17 M5 18	M5x0,8	G1/8	4	14,5	14	7	
17 18 18	G1/8	G1/8	6	16	14	13	
17 18 14	G1/8	G1/4	6	19,5	17	17	
17 14 14	G1/4	G1/4	8	21,5	17	19	
17 14 38	G1/4	G3/8	8	22,5	22	32	
17 14 12	G1/4	G1/2	8	26	24	37	
17 38 38	G3/8	G3/8	9	23,5	22	36	
17 38 12	G3/8	G1/2	9	27	24	37	
17 12 12	G1/2	G1/2	10	28	26	43	

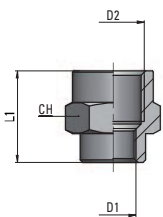
RA 18

Manicotto ridotto

Reduction Joint Piece

Manchon de réduction

Reduziermuffe



Tipo	D1	D2	L1	CH	g	Δ
18 M5 18	M5x0,8	G1/8	13,5	14	10	
18 18 14	G1/8	G1/4	19	17	18	
18 18 38	G1/8	G3/8	20	22	36	
18 14 38	G1/4	G3/8	22,5	22	41	
18 14 12	G1/4	G1/2	26	24	46	
18 38 12	G3/8	G1/2	26	24	46	