

Size	0	1	2	
Part no.	HZE0B08GM	HZE1B10GM	HZE1B15GM	HZE2B15GM
Threaded port	G1/4	G3/8	G1/2	G1/2
Filtration rating (µm)	5	5	5	5
Flow NI/min (A)	600	2300	4500	4500
Max inlet pressure (bar-MPa-psi)	10-1-145	10-1-145	10-1-145	10-1-145
Pressure adjustment by relieving (bar)(D)	0,5 ÷ 8,5	0,5 ÷ 8,5	0,5 ÷ 8,5	0,5 ÷ 8,5
Pressure gauge (standard supplied)	HZ9464G	HZ9464G	HZ9464G	HZ9464G
Pressure gauge port	G1/8(B)	G1/8(C)	G1/8(C)	G1/8(C)
Fluid	compressed air	compressed air	compressed air	compressed air
Temperature (°C)	0 ÷ 60	0 ÷ 60	0 ÷ 60	0 ÷ 60
Condensation drain capacity (cm3)	12	45	80	80
Condensation drain	manual	manual	manual	manual
Weight (Kg)	0,21	0,65	1,00	1,00
Mounting position	vertical	vertical	vertical	vertical

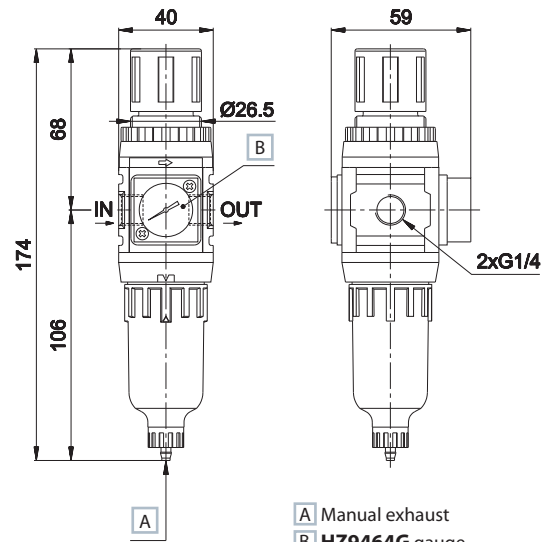
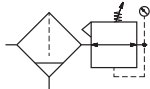
(A) = inlet pressure 6 bar, outlet pressure 5 bar - Δp 1 bar

(B) = optional (replace HZ9464G gauge with G1/8 adaptor HZE7Z480 to be ordered separately)

(C) = standard (replace HZ9464G gauge with G1/8 adaptor HZE7Z480 placed on the back side)

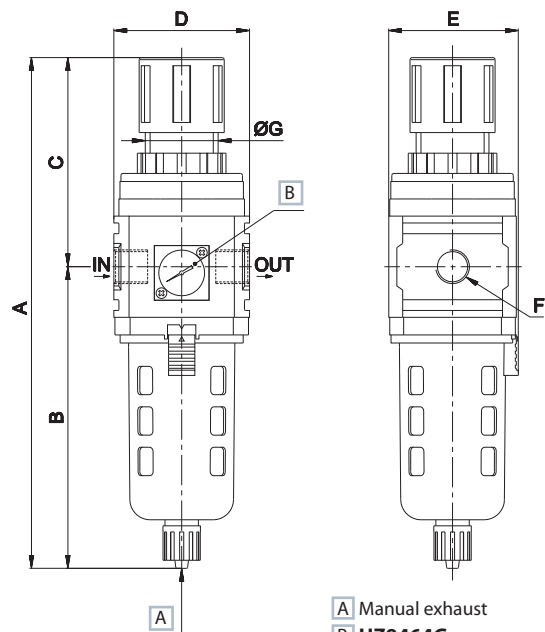
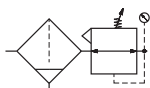
(D) = setting option 2 bar - 4 bar

HZE0B08GM



A Manual exhaust
 B HZ9464G gauge standard supplied

HZE1B10GM - HZE1B15GM / HZE2B15GM



A Manual exhaust
 B HZ9464G gauge standard supplied

size	A	B	C	D	E	F	G
1	259	156	103	63	63	G3/8-G1/2	40
2	280	170	110	80	80	G1/2	47