

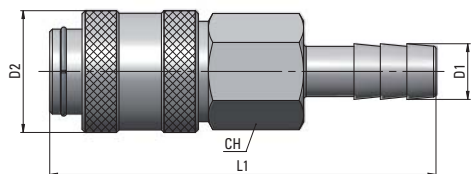
## GU 26-13

Giunto con portagomma

Coupling with hose connection

Coupleur avec douille cannelée

Kupplung mit Schlauchtülle



Tipo	Øi Tubo	D1	D2	L1	CH	g
13 06 00	6	7,5	23	73	19	89
13 09 00	9	10,5	23	73	19	91
13 13 00	13	14,5	23	73	19	94

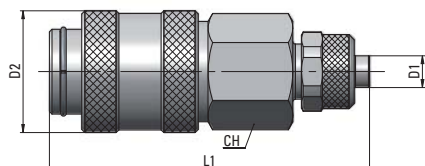
## GU 26-15

Giunto con calzamento

Coupling with Nut fitting

Coupleur avec raccord à écrou

Kupplung mit Überwurfverschraubung



Tipo	D1	D2	L1	CH	g
15 08 00	8x6	23	60	19	89
15 10 00	10x8	23	61	19	103

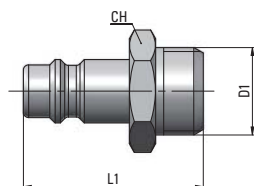
## GU 26-20

Innesto con filetto maschio

Male plug

Embout mâle

Einschraubverschlußnippel



Tipo	D1	L1	CH	g
20 00 14	G1/4	33	17	22
20 00 38	G3/8	34	20	30
20 00 12	G1/2	37	24	50

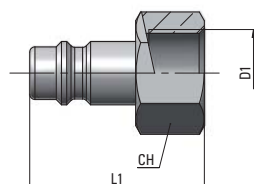
## GU 26-21

Innesto con filetto femmina

Female plug

Embout femelle

Aufschraubverschlußnippel



Tipo	D1	L1	CH	g
21 00 14	G1/4	33	17	24
21 00 38	G3/8	33	20	25
21 00 12	G1/2	36	24	40

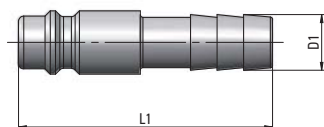
## GU 26-22

Innesto con portagomma

Hose connection plug

Embout avec douille cannelée

Schlauchtülle



Tipo	Øi Tubo	D1	L1	g
22 06 00	6	7,5	48	15
22 08 00	8	9,5	48	16
22 09 00	9	10,5	48	17
22 10 00	10	11,5	48	21
22 13 00	13	14,5	48	34

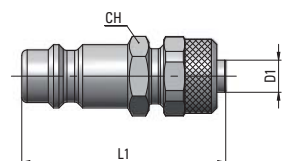
## GU 26-23

Innesto con raccordo a calzamento

Plug with Nut Fitting

Embout avec raccord à écrou

Verschlußstülle mit Überwurfmutter



Tipo	D1	L1	CH	g
23 06 00	6x4	38	13	20
23 08 00	8x6	39	13	21
23 10 00	10x8	42	15	29